


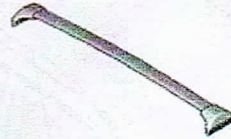
INSTALLATION INSTRUCTIONS	Accessory	Application	
	CROSS BARS	2016 PILOT	

PARTS LIST

Front cross bar (long)



Rear cross bar (short)



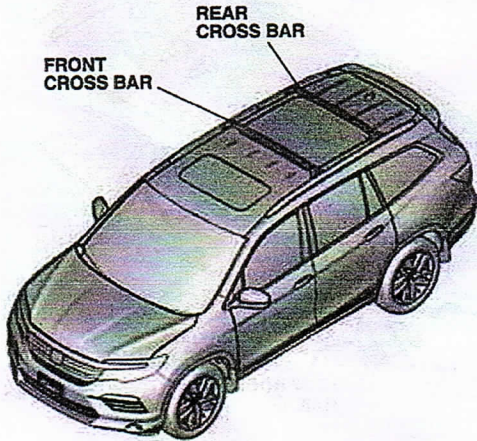
8 Bolts



TOOLS AND SUPPLIES REQUIRED

- Ratchet
- Torque wrench
- T-30 TORX bit

Illustration of the Cross Bars on the Vehicle



QDN1705AC

INSTALLATION

NOTE:

- The weight of the cargo must not exceed the maximum weight capacity of 75 kg (165 lbs).
- Be extremely careful not to damage the roof and other finished surfaces of the body when installing the cross bars.